

Hello merb

[merb](#) هي webframework خاصة بروبي مثل رايلز (لكن ايه الهدف ؟ [merb vs rails](#))

1- التستيب فى اكثر من طريقة ولكن المفضلة هي القياسية

```
$ sudo gem install merb --include-dependencies
```

ملحوظة: ممكن تواجه مشاكل فى التستيب على Ubuntu/Ubuntu-based

فقم بتستيب ruby-full وممكن تواجه مشكله فى حال عدم وجود ال sqlite.h لذا قم بتستيب -libsqlite3-dev
ايضا قم بتستيب mongrel

```
$ sudo apt-get install ruby-full
```

```
$ sudo apt-get install libsqlite3-dev
```

```
$ sudo gem install mongrel
```

2- عمل basic application

```
$ merb-gen app my_application
```

```
$ cd my_application
```

```
$ merb
```

merb-gen هو ال generator الخاص ب merb و app بتعبر عن انه ينشئ ابلكيشن باسم my_application
هيتم انشاء فولدر باسم my_application انقل اليه باستخدام cd وشغل السرفر باستخدام merb

3- Hello World

```
striky@striky-desktop:~/tuts/merbtut$ merb-gen app helloworld
```

Generating with app generator:

```
[ADDED] Rakefile
```

```
[ADDED] app/helpers/global_helpers.rb
```

```
[ADDED] app/views/exceptions/not_found.html.erb
```

```
[ADDED] app/views/exceptions/not_acceptable.html.erb
```

```
[ADDED] app/views/exceptions/internal_server_error.html.erb
```

```
[ADDED] app/models/user.rb
```

```
[ADDED] app/controllers/application.rb
```

```
[ADDED] app/controllers/exceptions.rb
```

```
[ADDED] autotest/merb_rspec.rb
```

```
[ADDED] autotest/discover.rb
```

```
[ADDED] autotest/merb.rb
```

```
[ADDED] config/dependencies.rb
```

```
[ADDED] config/database.yml
```

```
[ADDED] config/router.rb
```

```
[ADDED] config/init.rb
```

```
[ADDED] config/environments/development.rb
```

```
[ADDED] config/environments/test.rb
```

```
[ADDED] config/environments/rake.rb
```

```
[ADDED] config/environments/production.rb
```

[ADDED] config/environments/staging.rb
[ADDED] config/rack.rb
[ADDED] public/stylesheets/master.css
[ADDED] public/javascripts/application.js
[ADDED] merb/session/session.rb
[ADDED] merb/merb-auth/setup.rb
[ADDED] merb/merb-auth/strategies.rb
[ADDED] spec
[ADDED] gems
[ADDED] tasks/merb.thor
[ADDED] .gitignore
[ADDED] public/.htaccess
[ADDED] tasks/doc.thor
[ADDED] public/javascripts/jquery.js
[ADDED] doc/rdoc/generators/merb_generator.rb
[ADDED] doc/rdoc/generators/template/merb/merb.css
[ADDED] doc/rdoc/generators/template/merb/merb_doc_styles.css
[ADDED] doc/rdoc/generators/template/merb/index.html.erb
[ADDED] doc/rdoc/generators/template/merb/prototype.js
[ADDED] doc/rdoc/generators/template/merb/merb.rb
[ADDED] doc/rdoc/generators/template/merb/api_grease.js
[ADDED] public/robots.txt
[ADDED] public/favicon.ico
[ADDED] public/images/merb.jpg
[ADDED] public/merb.fcgi
[ADDED] app/views/layout/application.html.erb

كدا انشئنا التطبيق الرهيب بتاعنا
نشوف الهيكلية الخاصة بيه

```
striky@striky-desktop:~/tuts/merbtut$ mytree helloworld/ -f
| public [DIR]
|+ favicon.ico
|+ .htaccess
|+ merb.fcgi
|+ robots.txt
| stylesheets [DIR]
|+ master.css
| images [DIR]
|+ merb.jpg
| javascripts [DIR]
|+ jquery.js
|+ application.js
| log [DIR]
| config [DIR]
|+ init.rb
|+ rack.rb
| environments [DIR]
```

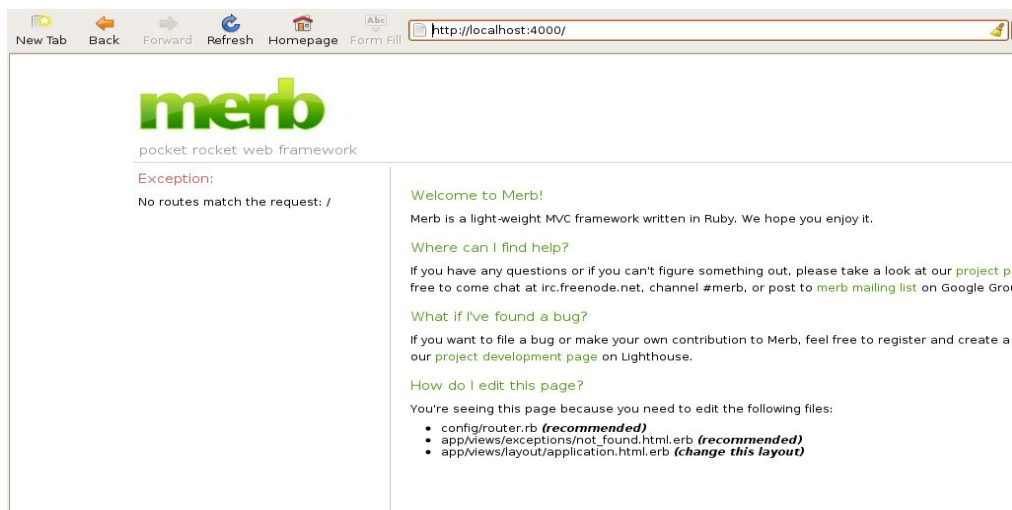
- l+ test.rb
- l+ production.rb
- l+ development.rb
- l+ staging.rb
- l+ rake.rb
- l+ database.yml
- l+ dependencies.rb
- l+ router.rb
- l doc [DIR]
- l rdoc [DIR]
- l generators [DIR]
 - l+ merb_generator.rb
- l template [DIR]
 - l merb [DIR]
 - l+ prototype.js
 - l+ merb.css
 - l+ merb.rb
 - l+ api_grease.js
 - l+ merb_doc_styles.css
 - l+ index.html.erb
- l app [DIR]
- l helpers [DIR]
 - l+ global_helpers.rb
- l models [DIR]
 - l+ user.rb
- l views [DIR]
- l layout [DIR]
 - l+ application.html.erb
- l exceptions [DIR]
 - l+ not_found.html.erb
 - l+ not_acceptable.html.erb
 - l+ internal_server_error.html.erb
- l controllers [DIR]
 - l+ application.rb
 - l+ exceptions.rb
- l+ Rakefile
- l tasks [DIR]
 - l+ merb.thor
 - l+ doc.thor
- l spec [DIR]
 - l+ spec_helper.rb
 - l+ spec.opts
- l gems [DIR]
- l autotest [DIR]
 - l+ merb.rb
 - l+ merb_rspec.rb

```
l+ discover.rb
l+ .gitignore
l merb [DIR]
l merb-auth [DIR]
l+ strategies.rb
l+ setup.rb
l session [DIR]
l+ session.rb
```

واضحة الهيكلية اهم مافيه فولدر ال app وفيه بتعيش ال controllers/models/views وال helpers فولدر ال config فيه ملفات للإعدادات اهمها database.yml (دا فى حال لو هتستخدم database) والباقيين واضحين router.rb للتحكم فى ال urls

شغل السرفر بإستخدام merb
**المفروض يظهر لك شئ مشابه للتالى

```
striky@striky-desktop:~/tuts/merbtut/helloworld$ merb
Loading init file from /home/striky/tuts/merbtut/helloworld/config/init.rb
Loading /home/striky/tuts/merbtut/helloworld/config/environments/development.rb
~ Connecting to database...
~ Loaded slice 'MerbAuthSlicePassword' ...
~ Parent pid: 11535
~ Compiling routes...
~ Activating slice 'MerbAuthSlicePassword' ...
merb : worker (port 4000) ~ Starting Mongrel at port 4000
merb : worker (port 4000) ~ Successfully bound to port 4000
```



على الشمال فى Exception لأننا مش حددنا / هتروح لفين هنعدها حالا

ننشئ كترولر بإسم greet وفيه actions مثلا hi, bye

```
striky@striky-desktop:~/tuts/merbtut/helloworld$ merb-gen controller greet
Loading init file from /home/striky/tuts/merbtut/helloworld/config/init.rb
Loading /home/striky/tuts/merbtut/helloworld/config/environments/development.rb
Generating with controller generator:
Loading init file from /home/striky/tuts/merbtut/helloworld/config/init.rb
Loading /home/striky/tuts/merbtut/helloworld/config/environments/development.rb
[ADDED] app/controllers/greet.rb
[ADDED] app/views/greet/index.html.erb
[ADDED] spec/controllers/greet_spec.rb
[ADDED] app/helpers/greet_helper.rb
```

افتح ملف greet.rb هتلقيه مشابه لكدا

```
class Greet < Application

  # ...and remember, everything returned from an action
  # goes to the client...
  def index
    render
  end

end
```

تمام ننشئ actions جديدة عدل الملف ليصبح كالتالى

```
class Greet < Application

  # ...and remember, everything returned from an action
  # goes to the client...
  def index
    render
  end

  def hi
    render #should use display instead.
  end

  def bye
    render #should use display instead.
  end

end
```

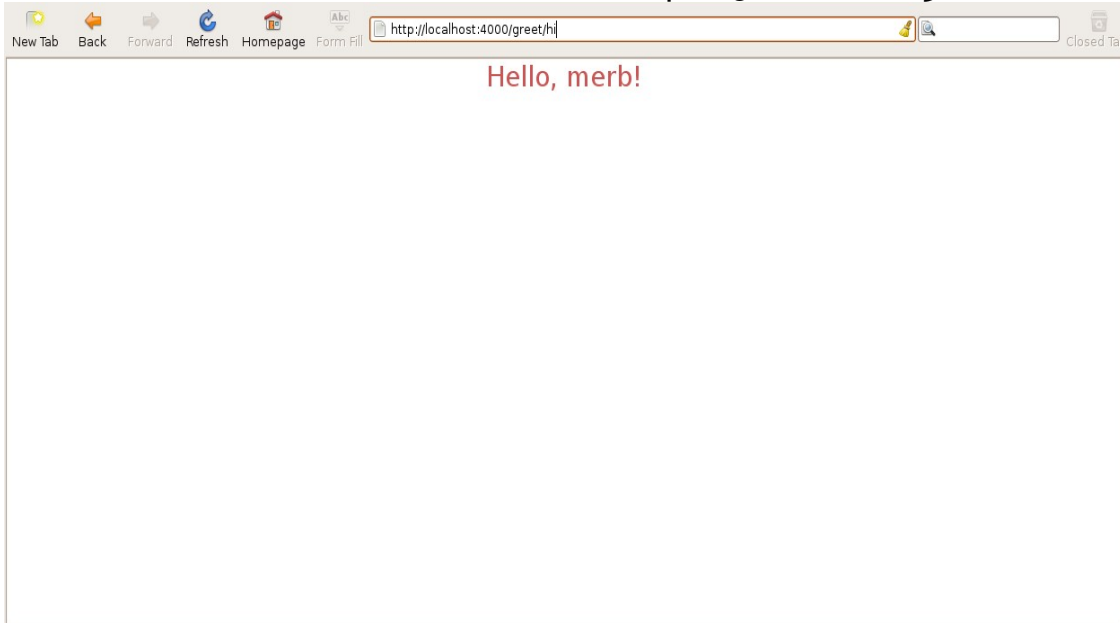
هنا هتعمل render ل load view بإسم views/greet/hi.html.erb

views:

hi.html.erb

```
<center><h1>Hello, merb!</h1></center>
```

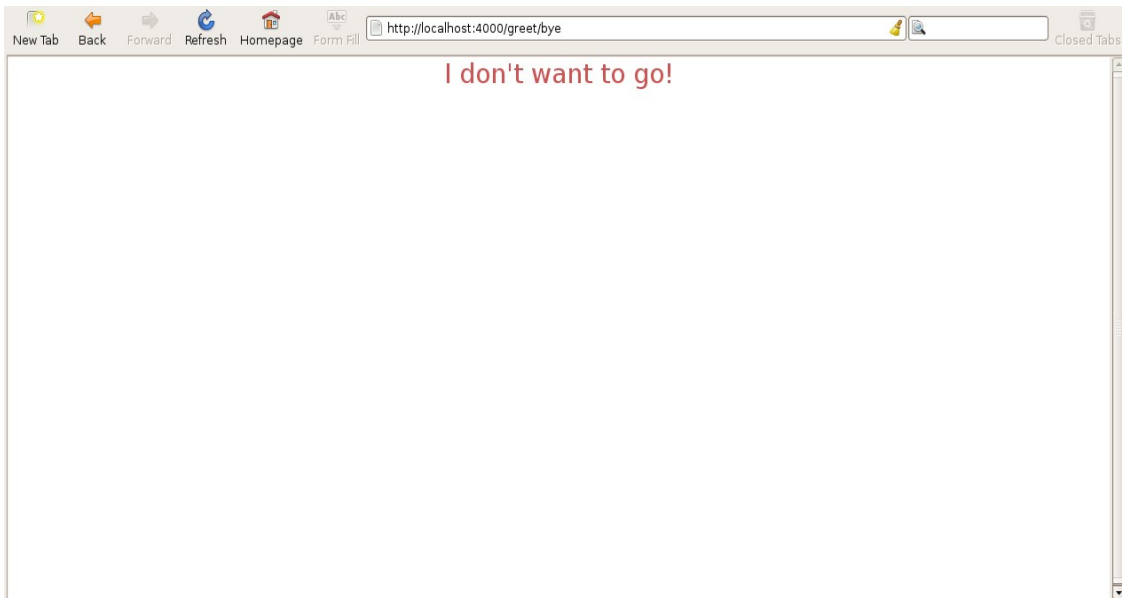
عند استدعاء المسار التالي greet/hi سيتم استدعاء ال view hi.html.erb



bye.html.erb

```
<center><h1>I don't want to go!</h1></center>
```

عند استدعاء المسار greet/bye سيتم عمل لود لل view bye.html.erb



لتعديل الصفحة الرئيسية في ملف ال router.rb عدل السطر اللي بيبدأ ب .to match('/') للتالى

```
match('/').to(:controller => 'greet', :action => 'index')
```

او استبدله بصفحتك الرئيسية

مصادر

<http://www.merbivore.com/>

<http://4ninja.org/merb/>